

## Planetary Mixers

### Planetary Mixer, 10 lt. - Electronic

ITEM # \_\_\_\_\_

MODEL # \_\_\_\_\_

NAME # \_\_\_\_\_

SIS # \_\_\_\_\_

AIA # \_\_\_\_\_



600198 (XBE10B)

\* NOT TRANSLATED \*

#### Main Features

- Professional beater mixer that provides all the basic mixer functions: kneading of all sort of pastes, mixing of semi-liquid products, emulsions and various sauces.
- Delivered with:-Spiral Hook, Paddle, Wire Whisk and Mixing Bowl for 10 lt
- Electronic speed variator.
- Removable safety screen activates the raising and lowering of the bowl.
- Maximum capacity (flour, with 60% of hydration) 3.5 kg, suitable for 10-50 meals per service.
- Safety device will automatically stop the machine when the bowl is lowered.
- Bowl detection device allows the mixer to switch on only when the bowl and the solid safety screen are properly installed and positioned together.

#### Construction

- Compact design for table top installations.
- Body entirely in stainless steel.
- Sturdy construction with mechanically welded strong metal frame.
- AISI 302 stainless steel bowl - 10 lt. capacity.
- Asynchronous motor with high start-up torque.
- Planetary movement based on self lubricating gears, eliminating any risk of leaks.
- 10 speeds from 26 to 180 rpm (planetary movement), to adjust to the selected tool and mixture hardness.
- Water protected planetary system (IP55 electrical controls, IP34 overall machine).
- Power: 750 watts.
- Adjustable feet to perfect stability.

#### Included Accessories

- 1 of Additional Paddle 10 lt PNC 653267
- 1 of Additional Spiral Hook 10 lt PNC 653268
- 1 of Additional Whisk 10 lt PNC 653269
- 1 of Additional Bowl 10 lt PNC 653276

#### Optional Accessories

- Additional Paddle 10 lt PNC 653267 ☐
- Additional Spiral Hook 10 lt PNC 653268 ☐
- Additional Whisk 10 lt PNC 653269 ☐
- Additional Bowl 10 lt PNC 653276 ☐

APPROVAL: \_\_\_\_\_

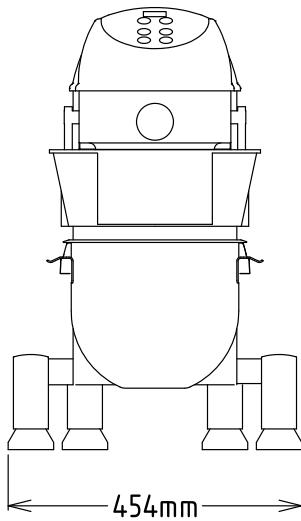


**Electrolux**  
PROFESSIONAL

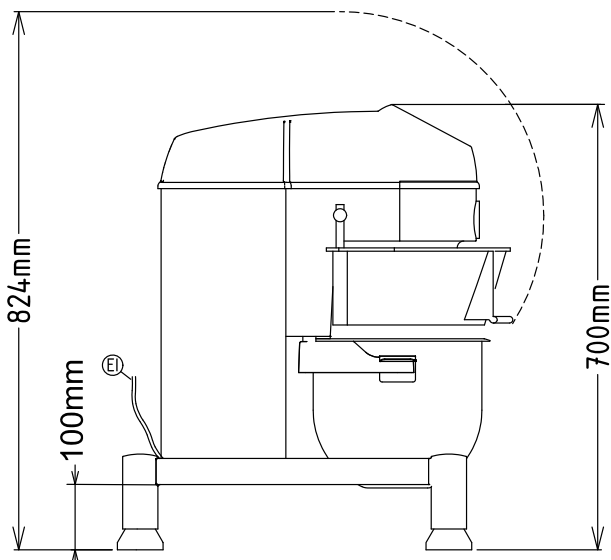
## Planetary Mixers

### Planetary Mixer, 10 lt. - Electronic

Front

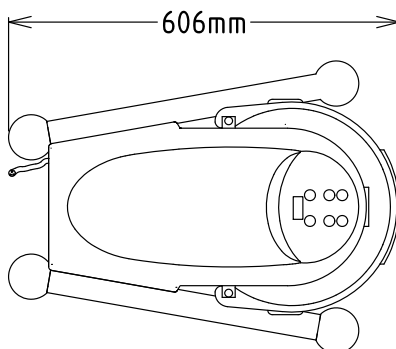


Side



EI = Electrical inlet (power)

Top



#### Electric

Supply voltage: 200-240 V/1N ph/50/60 Hz  
Electrical power max.: 0.75 kW

#### Capacity:

Performance (up to): 3.5 litres/Cycle  
Capacity: 10 litres

#### Key Information:

External dimensions, Width: 454 mm  
External dimensions, Depth: 606 mm  
External dimensions, Height: 700 mm  
Shipping weight: 49 kg  
Net weight (kg): 37  
Cold water paste: 3.5 kg with Spiral hook  
Egg whites: 18 with Whisk



Planetary Mixers  
Planetary Mixer, 10 lt. - Electronic

The company reserves the right to make modifications to the products without prior notice. All information correct at time of printing.

2025.05.23